



## HAYES SEWING MACHINE CO

4425 Concord Pike, Wilmington, DE 19803

Phone—302-764-9033

Email—trevhayes@aol.com






Website—www.trevhayes.com



## Mirror Mirror Quilt Top Supply List

Mirror Mirror Pattern (included in class fee)

Fabric yardage for quilt top according to pattern for class:

Fabric Requirements					
<i>Finished sizes may vary</i>	<b>Baby</b> (36" x 48")	<b>Large Throw</b> (60" x 72")	<b>Twin</b> (72" x 96")	<b>Queen</b> (96" x 96")	<b>King</b> (108" x 108")
<b>Arrangement (Blocks)</b>	4 x 6 (24)	8 x 10 (80)	10 x 14 (140)	14 x 14 (196)	16 x 16 (256)
<b>Print Fat Quarters</b>	3	10	18	25	32
<b>Background</b>	½ yard	1 ½ yards	2 ½ yards	3 ⅝ yards	4 ½ yards
<b>Border 1</b>	¼ yard	⅓ yard	½ yard	½ yard	½ yard
<b>Border 2</b>	¼ yard	⅓ yard	½ yard	½ yard	⅝ yard
<b>Border 3</b>	⅓ yard	1 ⅛ yards	1 ⅓ yards	1 ½ yards	1 ⅝ yards
<b>Backing</b> <i>(includes 4" all around for quilting)</i>	2 yards 	4 ½ yards 	5 ⅞ yards 	8 ¾ yards 	9 ⅔ yards 
<b>Binding</b>	⅜ yard (5 – 2 ½" strips)	⅝ yard (7 – 2 ½" strips)	⅔ yard (9 – 2 ½" strips)	¾ yard (10 – 2 ½" strips)	⅞ yard (12 – 2 ½" strips)

1 spool of matching cotton thread

Sewing Machine

1/4" Foot

Straight pins

**HOMEWORK:**

For more sewing time in class, cut fabric as directed in pattern.