

## GO! Qube 9" City Life Quilt

Finished Quilt Size: 48<sup>1</sup>/<sub>8</sub>" x 64"

Finished Block Size: 15<sup>5</sup>/<sub>8</sub>" x 15<sup>5</sup>/<sub>8</sub>"

*Fabrics are from the City Life Collection  
and are provided by Dear Stella.*



### Dies Needed:

#### GO! Qube Mix & Match 9" Block (55777)

- GO! Quarter Square Triangle-4<sup>1</sup>/<sub>2</sub>" Finished Square (Shape 4)
- GO! Half Square Triangle-2<sup>1</sup>/<sub>4</sub>" Finished Square (Shape 5)


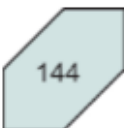

#### GO! Qube 9" Companion Set-Classics (55781)

- GO! Signature Block-4<sup>1</sup>/<sub>2</sub>" Finished (Shape 10)

### Additional Dies Needed:

GO! Strip Cutter-2<sup>1</sup>/<sub>4</sub>" (1<sup>3</sup>/<sub>4</sub>" Finished) (55053)

### Fabric Requirements and Cutting Instructions

Fabric Color and Yardage		Shapes to Cut	Number of Shapes to Cut
<p><b>Medium to dark gray print</b> (The sample quilt uses Triangle Dot Stella-SRR613 Fossil from Dear Stella's City Life collection.)</p>	1 <sup>5</sup> / <sub>8</sub> yards		<ul style="list-style-type: none"> <li>• Cut 4—5½" x WOF (width of fabric) strips. Fanfold into 3¼" widths and sub cut 48—quarter square triangles (QSTs).</li> <li>• Cut 8—4" x WOF strips. Fanfold into 3¼" widths and sub cut 192—half square triangles (HSTs).</li> </ul>
<p><b>Light to medium novelty prints</b> (The sample quilt uses 1¼ yards of Cityscape Stella-SRR607 Multi, and ¾ yards each of City Life Stella-SRR606 Multi, Windowsill Cats Stella-SRR610 Grey, Houseplants Stella-SRR612 Multi, and Bicycles Stella-SRR608 Multi from Dear Stella's City Life collection.)</p>	<p>3¼ yards minimum total. Note: 4¼ yards were used for the sample quilt, with some yardage left over.</p>		<ul style="list-style-type: none"> <li>• Cut 21—5½" x WOF strips. Fanfold into 5½" widths and sub cut a total of 144—signature blocks. (Note: The sample quilt uses 48 blocks from 8 strips of Cityscape Stella-SRR607 Multi, and 24 blocks each from 4 strips each of City Life Stella-SRR606 Multi, Windowsill Cats Stella-SRR610 Grey, Houseplants Stella-SRR612 Multi, and Bicycles Stella-SRR608 Multi.)</li> </ul>
<p><b>Bright green print</b> (The sample quilt uses 7/8 yard of Triangle Dot Stella-SRR613 Olive from Dear Stella's City Life collection.)</p>	¾ yard		<ul style="list-style-type: none"> <li>• Cut 2—4" x WOF strips. Fanfold into 3¼" widths and sub cut a total of 48—HSTs.</li> <li>• Cut 6—2¼" x WOF strips for binding using GO! Strip Cutter-2¼" (1¼" Finished) (55053)</li> </ul>
<p><b>Novelty print for backing</b> (The sample quilt uses 3 yards of Windowsill Cats Stella-SRR610 Grey from Dear Stella's City Life collection.)</p>	3 yards		<ul style="list-style-type: none"> <li>• Remove selvages. Cut 1 yard from yardage. Sub cut the cut yard into two 22" x 36" sections. Join the sections together along one short edge. Join the sections to the remaining yardage along one long edge. Press the seams open.</li> </ul>
<b>Batting</b>	56" x 72"		